

THE ALL-NEW  
**SWIFT**







# EXCITEMENT, LIKE NEVER BEFORE.

If your need for extreme fuels your soul

If your desire for adrenaline powers your passion

If your search for thrill makes you exceed your own limits

Then look no further as the all-new Swift is here

**Get ready to experience a new level of excitement.**

**Get ready, for The Swift.**





Precision Cut Two Tone Alloy Wheels

## DESIGNED TO THRILL.

When it's about excitement and sheer road dominance, the Swift certainly knows how to make its presence felt. Its Floating Roof Design, solid shoulder lines, rich side body sculpting and Precision Cut Alloy Wheels, all unite to create a machine that's simply crafted to thrill.







LED Projector Headlamps with DRLs



LED Rear Combination Lamps



Electrically Foldable and Adjustable  
ORVMs with Turn Indicators

The Signature LED Daytime Running Lamps (DRLs) paired with LED Projector Headlamps and auto lighting mechanism lends Swift the confidence to be unstoppable. The Aggressive Front Grille and the Muscular Front Fascia amplify its overall active and dynamic personality.



## **Aggressive Front Grille**





Driver Oriented Cockpit Design

## STYLED TO BE SPORTY.

The Driver Oriented Cockpit Design boosts the overall drivability of the Swift. The interior design innovation tilts the operational components towards the driver, thus maximising the level of control the driver can enjoy while chasing adventures.





Leather\* Wrapped Steering with Flat Bottom Design



Bolstered Seats for Enhanced Comfort



Expanded Boot with 60:40 Split Rear Seat

All black interiors combined with Urbane Satin Chrome Finish enhance the overall sporty appeal of the Swift's interiors. The cabin is equipped with well-bolstered front seats for greater comfort, even during sharp turns.



## ***Sporty and Spacious Cabin***

\*Certain parts of the leather upholstery contain man-made material.





Push Start-Stop Button



Steering Mounted Audio Controls



Automatic Climate Control



Smart Key



# DRIVEN BY TECHNOLOGY.

The Swift has an integrated SmartPlay Infotainment System with Android Auto™\*, Apple CarPlay™\* and MirrorLink™\* that provides easy access to smartphones and ensures seamless entertainment. This makes the Swift unmistakably futuristic. The Automatic Climate Control keeps the Swift comfortable on the inside, even when things get extreme and pulsating outside.



\*Apple and iPhone are trademarks of Apple Inc., registered in the U.S. and other countries \*Apple CarPlay is a trademark of Apple Inc. Apple CarPlay is available in the countries listed in the following link: <http://www.apple.com/ios/feature-availability/#applecarplay-applecarplay> \*Apple CarPlay is compatible with the iPhone models listed in the following link <http://www.apple.com/ios/carplay>



\*Android Auto™ extends the Android platform into the car in a way that's purpose-built for driving. It is designed to minimise distraction so you can focus on driving with Google™ services like Google Maps™ and Google Search™. Get the Android Auto app on Google Play™. \*Android Auto is available in the countries listed at the following link: <https://www.android.com/auto/#hit-the-road> \*Most phones with Android 5.0+ work with Android Auto: <https://support.google.com/androidauto/#6140477> \*Android, Android Auto, Google, Google Play and other marks are trademarks of Google Inc

\*MirrorLink® and the MirrorLink Logo are certification marks of the Car Connectivity Consortium LLC

## SmartPlay Infotainment System





# AUTOMATED FOR EASE.

The advanced Auto Gear Shift\* (AGS) Technology available in both petrol and diesel variants, lets you switch between automatic and manual mode. With no requirement of a clutch pedal, AGS offers ease and comfort of driving without compromising on fuel economy.

***Auto Gear Shift Technology***

\*The AGS Technology is available in Vxi, Vdi, Zxi and Zdi variants only.





# POWERED TO THE CORE.



*DDiS 190 Engine*



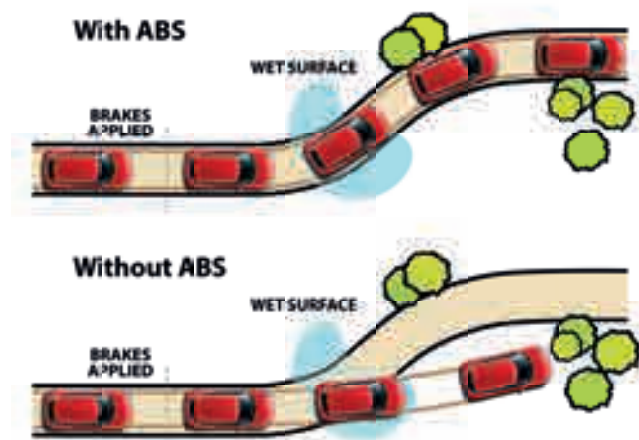
*1.2 L VVT Engine*

The spirited DDiS Diesel Engine and the powerful VVT Petrol Engine in the Swift are engineered to deliver an unmatched driving experience. The performance delivered by both the powertrains make the Swift a machine that's capable of outperforming every challenge, every time.



# SAFETY LEVELLED UP.

From Dual Front Airbags to ABS with EBD, the Swift packs a host of safety features that make sure it's always ready and secure. The all-new Heartect Platform employs High Tensile Steel at all the right places to improve the overall safety, rigidity and NVH performance of the Swift.



ABS with EBD and Brake Assist




Front Dual Airbags



Reverse Parking Sensors with Camera



IsoFix with Child Seat Restraint System



**Solid Heartect Platform**



**BOLD IN  
EVERY COLOUR.**



Solid Fire Red



Pearl Arctic White



Metallic Silky Silver



Metallic Magma Grey



Pearl Metallic Midnight Blue



Pearl Metallic Lucent Orange



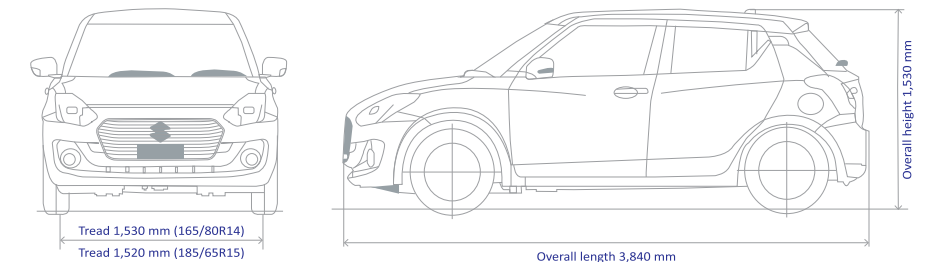
# EQUIPMENT LIST

| FEATURES  | Lxi/Ldi | Vxi/Vdi    | Zxi/Zdi | Zxi+/Zdi+           |
|---|---------|------------|---------|---------------------|
| <b>EXTERIORS</b>                                      |         |            |         |                     |
| LED Projector Headlamps                               | —       | —          | —       | ✓                   |
| LED Daylight Running Lamps                            | —       | —          | —       | ✓                   |
| LED Rear Combination Lamp                             | ✓       | ✓          | ✓       | ✓                   |
| LED High Mounted Stop Lamp                            | ✓       | ✓          | ✓       | ✓                   |
| Wheels (Steel/Alloy/Precision Cut Alloy)              | Steel   | Steel      | Alloy   | Precision Cut Alloy |
| Full Wheel Covers                                     | —       | ✓          | —       | —                   |
| Side Turn Indicators on ORVMs                         | —       | ✓          | ✓       | ✓                   |
| Body Coloured ORVMs                                   | —       | ✓          | ✓       | ✓                   |
| Body Coloured Bumpers                                 | ✓       | ✓          | ✓       | ✓                   |
| Body Coloured Outside Door Handles                    | —       | ✓          | ✓       | ✓                   |
| <b>INTERIORS</b>                                      |         |            |         |                     |
| Leather Wrapped Steering Wheel                        | —       | —          | ✓       | ✓                   |
| Meter Illumination                                    | Amber   | White      | White   | White               |
| Silver Finish on Door Trims                           | —       | —          | ✓       | ✓                   |
| Outside Temperature Display                           | —       | (AMT only) | ✓       | ✓                   |
| Co-Driver Side Sunvisor with Vanity Mirror            | —       | ✓          | ✓       | ✓                   |
| Driver Side Sunvisor with Ticket Holder               | —       | ✓          | ✓       | ✓                   |
| Front Seat Back Pocket (Co-Driver side)               | —       | ✓          | ✓       | ✓                   |
| Chrome Parking Brake Lever Tip                        | —       | ✓          | ✓       | ✓                   |
| IP Ornament   | —       | ✓          | ✓       | ✓                   |
| Gear Shift Knob in Piano Black Finish                 | —       | ✓          | ✓       | ✓                   |
| Chrome Inside Door Handles                            | —       | ✓          | ✓       | ✓                   |
| Tachometer  | —       | ✓          | ✓       | ✓                   |
| Front Dome Lamp                                       | ✓       | ✓          | ✓       | ✓                   |
| <b>SAFETY &amp; SECURITY</b>                          |         |            |         |                     |
| Dual Front Airbags                                    | ✓       | ✓          | ✓       | ✓                   |
| ABS with EBD and Brake Assist                         | ✓       | ✓          | ✓       | ✓                   |
| Reverse Parking Sensors                               | —       | —          | ✓       | ✓                   |
| Reverse Parking Camera                                | —       | —          | —       | ✓                   |
| Security Alarm System                                 | —       | ✓          | ✓       | ✓                   |
| Pinch Guard Power Window (Driver Side)                | —       | —          | ✓       | ✓                   |
| + Auto Up   | —       | —          | ✓       | ✓                   |
| Front Seat Belts with Pre-Tensioner and Force Limiter | ✓       | ✓          | ✓       | ✓                   |
| Pedestrian Protection Compliance                      | ✓       | ✓          | ✓       | ✓                   |

| FEATURES  | Lxi/Ldi | Vxi/Vdi | Zxi/Zdi | Zxi+/Zdi+ |
|---|---------|---------|---------|-----------|
| IsoFix with Child Seat Anchorages   | ✓       | ✓       | ✓       | ✓         |
| Front Fog Lamps   | —       | —       | ✓       | ✓         |
| Speed Sensitive Automatic Door Lock   | —       | ✓       | ✓       | ✓         |
| Seat Belt Reminder & Buzzer (Driver Side)   | ✓       | ✓       | ✓       | ✓         |
| Day and Night Adjustable IRVM   | —       | ✓       | ✓       | ✓         |
| Engine Immobilizer  | ✓       | ✓       | ✓       | ✓         |
| <b>AUDIO &amp; ENTERTAINMENT</b>  |         |         |         |           |
| SmartPlay Infotainment System with Navigation and Voice Command (Android Auto and Apple Car Play enabled) | —       | —       | —       | ✓         |
| Steering Mounted Audio & Calling Controls   | —       | ✓       | ✓       | ✓         |
| AUX-in, USB & Bluetooth Connectivity  | —       | ✓       | ✓       | ✓         |
| Audio Player with CD/MP3 & FM/AM  | —       | ✓       | ✓       | —         |
| Door Speakers (4)   | —       | ✓       | ✓       | ✓         |
| Tweeters (2)  | —       | —       | ✓       | ✓         |
| Roof Antenna  | ✓       | ✓       | ✓       | ✓         |
| <b>COMFORT &amp; CONVENIENCE</b>  |         |         |         |           |
| Engine Push Start-Stop Button with Smart Key  | —       | —       | ✓       | ✓         |
| Auto Headlamps (lead me to vehicle/follow me home)  | —       | —       | —       | ✓         |
| Automatic Climate Control   | —       | —       | ✓       | ✓         |
| Manual Air Conditioner with Heater  | ✓       | ✓       | —       | —         |
| Remote Keyless Entry System   | —       | ✓       | ✓       | ✓         |
| Central Door Locking  | —       | ✓       | ✓       | ✓         |
| Auto Down Power Window (Driver Side)  | —       | ✓       | ✓       | ✓         |
| Power Windows (Front + Rear)  | —       | ✓       | ✓       | ✓         |
| Power & Tilt Steering   | ✓       | ✓       | ✓       | ✓         |
| Internally Adjustable ORVMs Manual  | ✓       | —       | —       | —         |
| Electrically Adjustable ORVMs   | —       | ✓       | ✓       | ✓         |
| Electrically Retractable ORVMs  | —       | —       | ✓       | ✓         |
| Electromagnetic Back Door Opener  | —       | ✓       | ✓       | ✓         |
| Remote Back Door Opener   | ✓       | —       | —       | —         |
| Remote Fuel Lid Opener  | ✓       | ✓       | ✓       | ✓         |
| Rear Defogger   | —       | —       | ✓       | ✓         |

| FEATURES                        | Lxi/Ldi                                | Vxi/Vdi       | Zxi/Zdi                                | Zxi+/Zdi+     |
|---------------------------------|--|---------------|--|---------------|
| Rear Wiper & Washer             | —                                      | —             | ✓                                      | ✓             |
| Adjustable Front Seat Headrests | —                                      | ✓             | ✓                                      | ✓             |
| Adjustable Rear Seat Headrests  | —                                      | —             | ✓                                      | ✓             |
| Height Adjustable Driver Seat   | —                                      | ✓             | ✓                                      | ✓             |
| Gear Shift Indicator            | ✓                                      | (MT only)     | (MT only)                              | ✓             |
| Gear Position Indicator         | —                                      | (AMT only)    | (AMT only)                             | —             |
| Driver Side Foot Rest           | —                                      | (AMT only)    | (AMT only)                             | —             |
| 60:40 Split Rear Seat           | —                                      | —             | ✓                                      | ✓             |
| Rear Parcel Shelf               | —                                      | ✓             | ✓                                      | ✓             |
| Luggage Room Lamp               | —                                      | —             | ✓                                      | ✓             |
| Front Accessory Socket          | ✓                                      | ✓             | ✓                                      | ✓             |
| Low Fuel Warning Lamp           | ✓                                      | ✓             | ✓                                      | ✓             |
| Multi Information Display       | ✓                                      | ✓             | ✓                                      | ✓             |
| Door Ajar Warning Lamp          | ✓                                      | ✓             | ✓                                      | ✓             |
| Headlamp On Reminder            | ✓                                      | ✓             | ✓                                      | ✓             |
| <b>BODY TYPE</b>                |  | <b>PETROL</b> |  | <b>DIESEL</b> |
| Variants                        | Lxi, Vxi, Vxi AMT, Zxi, Zxi AMT, Zxi + |               | Ldi, Vdi, Vdi AMT, Zdi, Zdi AMT, Zdi + |               |
| Seating Capacity                | 5                                      |               | 5                                      |               |
| <b>ENGINE</b>                   |  |               |  |               |
| Capacity                        | 1197cc                                 |               | 1248cc                                 |               |
| Number of Cylinders             | 4                                      |               | 4                                      |               |
| Max Power (kw @ rpm)            | 61 kw @ 6000 rpm                       |               | 55.2 kw @ 4000 rpm                     |               |
| Max Torque (Nm @ rpm)           | 113 Nm @ 4200 rpm                      |               | 190 Nm @ 2000 rpm                      |               |
| <b>TRANSMISSION</b>             |  |               |  |               |
| Type                            | 5MT / 5AMT                             |               | 5MT / 5AMT                             |               |
| <b>DIMENSIONS</b>               |  |               |  |               |
| Length (mm)                     | 3840                                   |               |  |               |
| Width (mm)                      | 1735                                   |               |  |               |
| Height (mm)                     | 1530                                   |               |  |               |
| Wheelbase (mm)                  | 2450                                   |               |  |               |
| Track, Front (mm)               | 1530 (165/80R14), 1520 (185/65R15)     |               |  |               |
| Track, Rear (mm)                | 1530 (165/80R14), 1520 (185/65R15)     |               |  |               |
| Ground Clearance (mm)*          | 163                                    |               | 163                                    |               |
| Boot Space (L)                  | 268                                    |               | 268                                    |               |
| <b>WEIGHT</b>                   |  |               |  |               |
| Kerb Weight (kg)                | 855-880                                |               | 955-985                                |               |

| BODY TYPE                 | PETROL                          | DIESEL                          |
|---------------------------|---------------------------------|---------------------------------|
| Gross Vehicle Weight (kg) | 1315                            | 1405                            |
| <b>BRAKES</b>             |                                 |                                 |
| Front                     | Disc                            | Disc                            |
| Rear                      | Drum                            | Drum                            |
| <b>STEERING</b>           |                                 |                                 |
| Power Steering Type       | Electric                        | Electric                        |
| Turning Radius (m)        | 4.8                             | 4.8                             |
| <b>SUSPENSION</b>         |                                 |                                 |
| Front                     | Mac Pherson Strut               | Mac Pherson Strut               |
| Rear                      | Torsion Beam                    | Torsion Beam                    |
| <b>TYRE SIZE</b>          |                                 |                                 |
| Steel                     | Lxi, Vxi, Vxi AMT : 165/80 R14  | Ldi, Vdi, Vdi AMT : 165/80 R14  |
| Alloy**                   | Zxi, Zxi AMT, Zxi+ : 185/65 R15 | Zdi, Zdi AMT, Zdi+ : 185/65 R15 |
| <b>FUEL TANK</b>          |                                 |                                 |
| Fuel Tank Capacity (L)    | Petrol: 37                      | Diesel: 37                      |



The drawings shown are general specifications of the vehicle.



As certified by Text Agency Under Rule 115 of CMVR 1989.

Maruti Suzuki India Limited reserves the right to change, without notice, price, colours, equipment specifications, and models and also to discontinue models and/or replace any part or accessory with any product. Accessory and feature shown in the pictures may not be a part of standard equipment and will differ according to the variant. Any offers made will be subject to availability of the product. For more details, contact your nearest store. \*\* Spare wheel material is steel and spare tyre size is 165/80R14. \*Basis unladen condition.